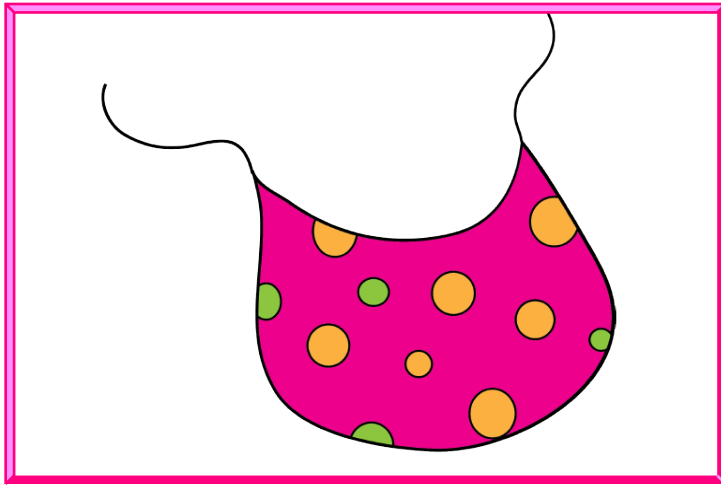



<p><b>May 18<sup>th</sup></b></p> <p><b>Group A :</b> Reading – CVC Word Hunt (Choose 3-4 Pages/Day to complete) Math – See below</p> <p><b>Group B:</b> Reading – Uppercase/Lowercase Matching Math – See below</p> <p><b>All Students:</b> Penny Worksheet</p>	<p><b>May 19<sup>th</sup></b></p> <p><b>Group A:</b> Reading – CVC Word Hunt (Choose 3-4 Pages/Day to complete) Math – See below</p> <p><b>Group B:</b> Reading – Uppercase/Lowercase Matching Math – See below</p> <p><b>All Students:</b> Nickel Worksheet</p>	<p><b>May 20<sup>th</sup></b></p> <p>Social Skills – Game Rules</p> <p>Science - I Can Write Extreme Weather</p>	<p><b>May 21<sup>st</sup></b></p> <p><b>Group A:</b> Reading – CVC Word Hunt (Choose 3-4 Pages/Day to complete) Math – See below</p> <p><b>Group B</b> Reading – Uppercase/Lowercase Matching Math – See below</p> <p><b>All Students:</b> Dime Worksheet</p>	<p><b>May 22<sup>nd</sup></b></p> <p><b>Group A:</b> Reading – CVC Word Hunt (Choose 3-4 Pages/Day to complete) Math – See below</p> <p><b>Group B</b> Reading – Uppercase/Lowercase Matching Math- See below</p> <p><b>All Students:</b> Quarter Worksheet</p>
<p><b>May 25<sup>th</sup></b></p> <p><b>Group A :</b> Reading – CVC Words Math – Adding Flowers</p> <p><b>Group B:</b> Reading – ABC Blocks Math – My Numbers</p>	<p><b>May 26<sup>th</sup></b></p> <p><b>Group A:</b> Reading – CVC Words Math – See below</p> <p><b>Group B:</b> Reading – ABC Cat Math – See below</p> <p><b>All Students:</b> Spring Left and Right</p>	<p><b>May 27<sup>th</sup></b></p> <p>Social Skills – Imitate Others</p> <p>Science - I Can Sort The Seasons</p>	<p><b>May 28<sup>th</sup></b></p> <p><b>Group A:</b> Reading – Picnic Mini Book Math – See below</p> <p><b>Group B</b> Reading – ABC Rainbow Math – See below</p> <p><b>All Students:</b> I See ____ Eggs</p>	<p><b>May 29<sup>th</sup></b></p> <p><b>Group A:</b> Reading – Pirates Mini Book</p> <p><b>Group B</b> Reading – ABC Color</p> <p><b>All Students:</b> Virtual Field Trip. Visit <a href="https://kids.sandiegozoo.org/">https://kids.sandiegozoo.org/</a> Pick an animal and watch the live feed cam! Let me know which one you chose! Happy Summer!</p>



bib

pig


lip



six

fin

hip



hit

sit


bit

6

lip

wig


six



lip

dip

sip



wig

pig

fig



Name: \_\_\_\_\_

Date: \_\_\_\_\_

Time: \_\_\_\_\_

Match the upper-case alphabets with lower-case alphabets.

A

b

B

C

f

E

a

c

e

F

Name: \_\_\_\_\_

Date: \_\_\_\_\_

Time: \_\_\_\_\_

Match the upper-case alphabets with lower-case alphabets.

D

i

G

g

d j

h

H

J

I

# The Penny



The penny equals 1¢. It can also be written 1 cent or one cent.

Abraham Lincoln was our 16th president and he is on the front of the penny.

Trace the word below.

penny penny penny

Count and add up  
all of the coins.



\_\_\_\_\_ ¢



\_\_\_\_\_ ¢



\_\_\_\_\_ ¢


Color the penny.



front



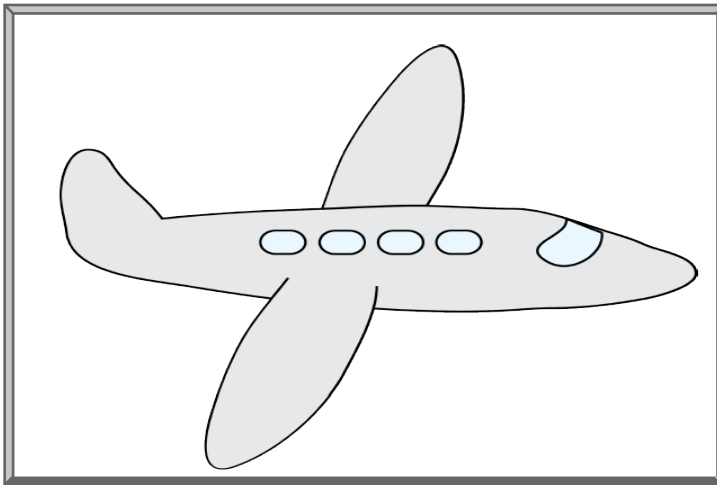
back



bed

hen

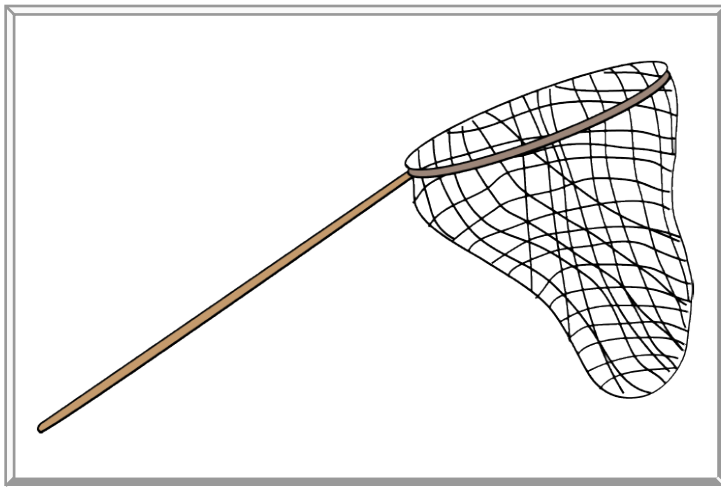
red



net

bet

jet



bet

jet


net

10

men

ten


hen



bed

hen


red



hen

men

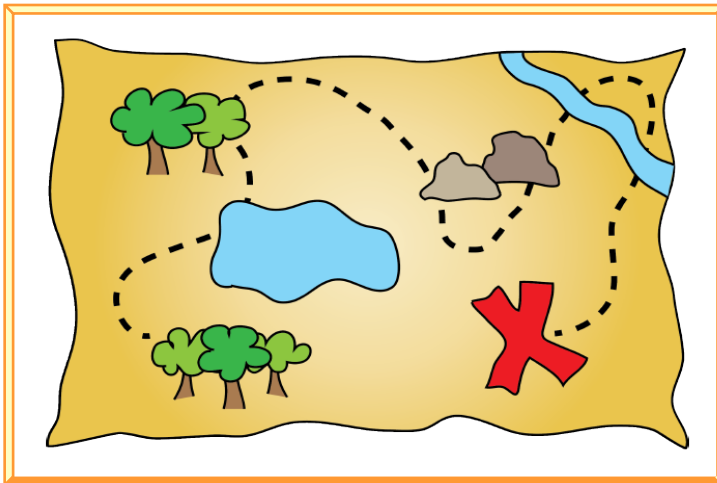
ten



rat

hat

cat



map

sap

tap

Name: \_\_\_\_\_

Date: \_\_\_\_\_

Time: \_\_\_\_\_

Match the upper-case alphabets with lower-case alphabets.

A large rectangular box containing the following letters for matching:

- Top row: L, m
- Second row: k, N
- Third row: O
- Fourth row: M, I
- Fifth row: n, K
- Bottom row: o



# The Nickel



The nickel is called 5¢, 5 cents, or five cents. Thomas Jefferson was our 3rd President and he is on the front of the nickel.

Trace the words below.

nickel nickel nickel

Count and add up  
all of the coins.



Color the nickel.



front



back

# Game Rules

Directions: Draw a line from the rule to the picture.



**Share.**

**Wait for  
your turn.**

**Be a good  
sport when  
you win.**



Directions: Check the 2 boxes that the boy should say if he loses the game.

☐

Good game.

☐

Maybe next time.

☐

I don't like this game.

I can write extreme weather!

blizzard

flood

fog

hurricane

I can write extreme weather!

ice storm

hormone

drought


heat wave



bag

cap

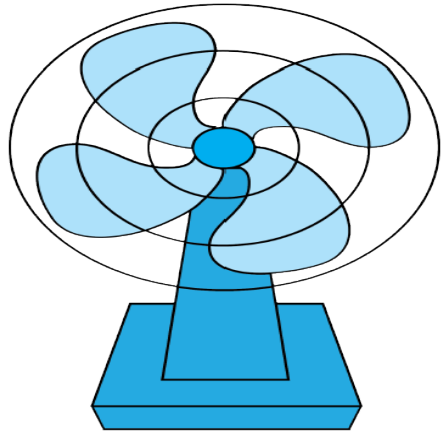
ham



hat

bat

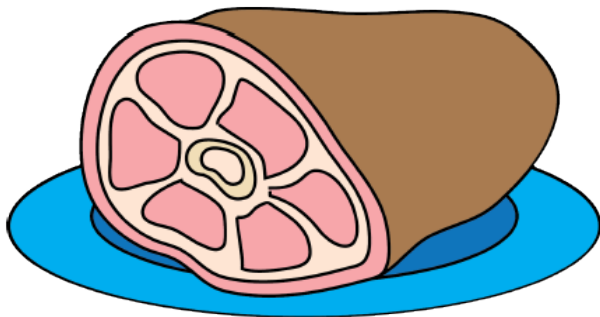
cat



bag

can

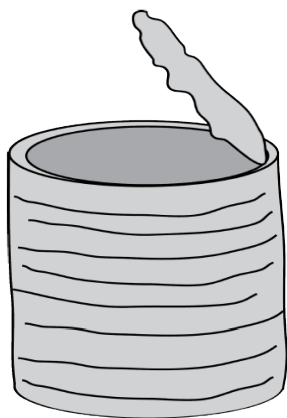
fan



ham

sam


ram



bag

can

hat



hat

bat

cat

Name: \_\_\_\_\_

Date: \_\_\_\_\_

Time: \_\_\_\_\_

Match the upper-case alphabets with lower-case alphabets.

p r

P

R

S

T

Q

t

s

q



# The Dime

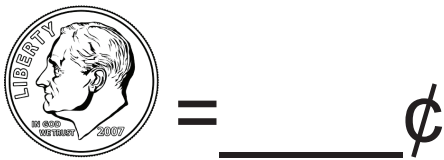


The dime is called 10¢, 10 cents, or ten cents. Franklin Roosevelt was our 32nd President and he is on the front of the dime.

Trace the word below.

dime dime dime

Count and add up  
all of the coins.




Color the dime.



front




back



bug

mug


hug



mug

bug


hug



cup

hug


nut



mug

bug

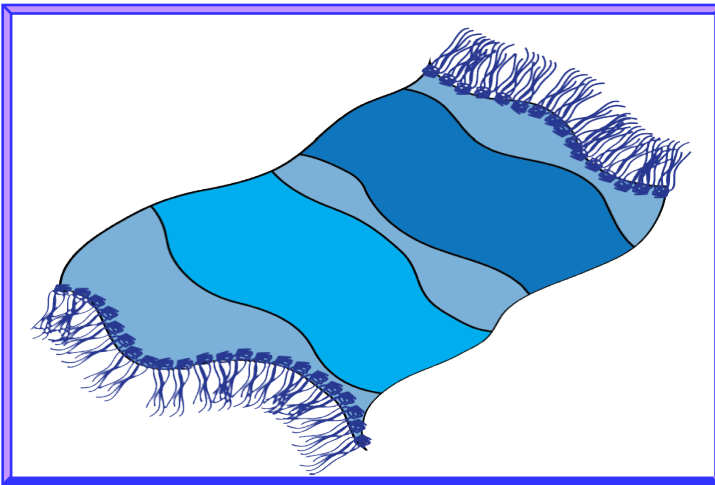
rug



nut

jug


hug



cup

rug


pug



sun

fun

run



fun

sun

run

Name: \_\_\_\_\_

Date: \_\_\_\_\_

Time: \_\_\_\_\_

Match the upper-case alphabets with lower-case alphabets.

X

u

v

Z

V

X

Z

w

U

y

Y

W

# The Quarter



The quarter is called 25¢, 25 cents, or twenty five cents. George Washington was our 1st President and he is on the front of the quarter.

Trace the word below.

quarter

quarter

Count and add up  
all of the coins.










Color the quarter.










front

















back





























# Alphabet Blocks



Trace the letters. Write in the missing letters.

 A	 B	 C	 	 E
F		H		
K		M		
P			S	T
	V		X	
Z				


Name \_\_\_\_\_

# Adding Flowers!


Directions: Add the two groups to find how many in all.




$$\underline{\quad\quad} + \underline{\quad\quad} = \boxed{\quad\quad}$$



$$\underline{\quad\quad} + \underline{\quad\quad} = \boxed{\quad\quad}$$



$$\underline{\quad\quad} + \underline{\quad\quad} = \boxed{\quad\quad}$$



$$\underline{\quad\quad} + \underline{\quad\quad} = \boxed{\quad\quad}$$

Name: \_\_\_\_\_ 1-10 **My Numbers**

Choose the correct number



one

1 5 4



ten

7 10 3



three



6 2 3



four



4 5 1



two


2 9 8




five



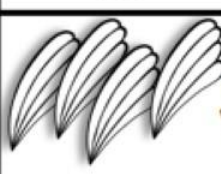
8 4 5



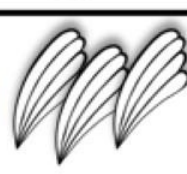
nine



1 9 3



seven



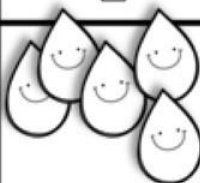
7 5 2



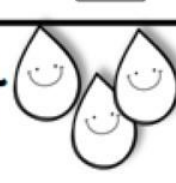
six










8 4 6










eight




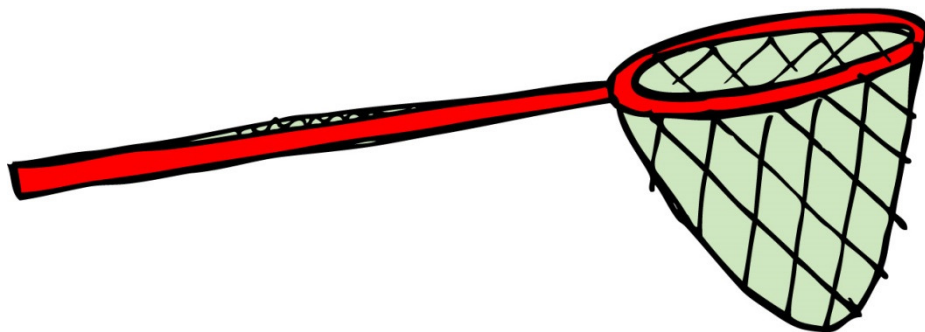













10 8 1




































# CONNECT THE LETTERS

Connect the letters of the alphabet from A to Z. Then color in the cat.



Name: \_\_\_\_\_ It's **Spring** left and right

Circle all the objects that are on the left of the tree  
and draw a rectangle around all the objects on the  
right of the tree. Color everything



# Imitate Others

Imitate Motor  
Movements

jog



Directions: Ask the student to  
"Do this" while jogging in place.

Imitate Motor  
Movements

arms up



Directions: Ask the student to "Do  
this" while putting your arms up.

Directions: Circle the words that mean imitate.

**play**

**copy**

**say**

**pencil**

**do this**

**book**

Directions: Draw a line to show  
the steps to imitating others.

**1**

**2**

**3**

Think about what  
they are doing.

Look at the person.

Do the same thing.



# I can sort the seasons!



Summer

Fall

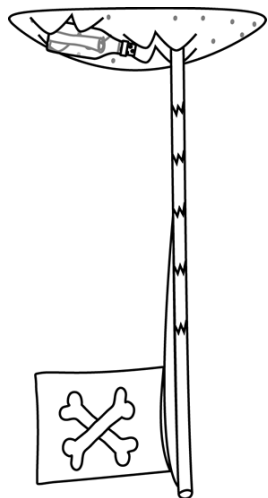
Winter

Spring


add Velcro here




I see a flag.




I see a parrot.



I see a map.




I see a pirate.




I see treasure!

## PIRATES Mini-Book




Name: \_\_\_\_\_

Created by: Queen's Speech



I see a ship.



I see an anchor.

Graphics by: Mycutegraphics Created by: ©2015 Queen's Speech

For direction on folding: <http://www.queensspeechtherapy.com/2014/09/slp-facebook-froggy-frenzy.html>

# Uppercase Alphabet in Color

Have fun coloring in each uppercase letter with a different color of your choice. For extra fun, outline each letter with multiple different colors to create a rainbow effect!

A B C D E


F G H I J K

L M N O P

Q R S T U


V W X Y Z

# Counting Eggs




© 2013,2018 Jennifer Hier at Early Learning Ideas

# Counting Eggs




© 2013,2018 Jennifer Hier at Early Learning Ideas

I see \_\_\_\_\_ egg in the nest.




© 2013,2018 Jennifer Hier at Early Learning Ideas

I see \_\_\_\_\_ egg in the nest.




© 2013,2018 Jennifer Hier at Early Learning Ideas

I see \_\_\_\_\_ eggs in the nest.




© 2013,2018 Jennifer Hier at Early Learning Ideas

I see \_\_\_\_\_ eggs in the nest.




© 2013,2018 Jennifer Hier at Early Learning Ideas

I see \_\_\_\_\_ eggs in the nest.



© 2013,2018 Jennifer Hier at Early Learning Ideas


I see \_\_\_\_\_ eggs in the nest.



© 2013,2018 Jennifer Hier at Early Learning Ideas




I see \_\_\_\_\_ eggs in the nest.




© 2013,2018 Jennifer Hier at Early Learning Ideas

I see \_\_\_\_\_ eggs in the nest.




© 2013,2018 Jennifer Hier at Early Learning Ideas

I see \_\_\_\_\_ eggs in the nest.




© 2013,2018 Jennifer Hier at Early Learning Ideas

I see \_\_\_\_\_ eggs in the nest.




© 2013,2018 Jennifer Hier at Early Learning Ideas

I see \_\_\_\_\_ eggs in the nest.



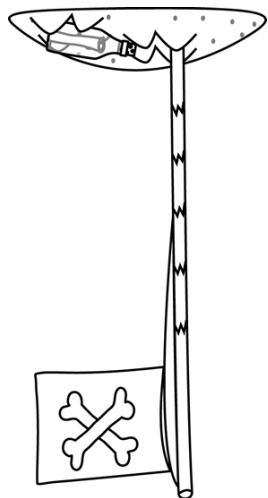
© 2013,2018 Jennifer Hier at Early Learning Ideas

I see \_\_\_\_\_ eggs in the nest.




© 2013,2018 Jennifer Hier at Early Learning Ideas


I see a flag.




I see a parrot.



I see a map.




I see a pirate.




I see treasure!

## PIRATES Mini-Book




Name: \_\_\_\_\_

Created by: Queen's Speech



I see a ship.



I see an anchor.

# *Color*

A

blue

B

orange

C

purple

D

brown

E

pink

F

yellow

G

red

H

green

I

pink

J

blue

K

orange

L

brown

M

green

N

blue

O

black

P

red

Q

pink

R

orange

S

brown

T

yellow

U

purple

V

purple

W

blue

X

black

Y

red

Z

green