


Food Cut, Sort, and Do

Directions: Cut out the food pictures below. Then place, tape, or glue each food into the correct category.

Fruits	Vegetables



Name


Date

Helper

Food Cut, Sort, and Do

Directions: Cut out the food pictures below. Then place, tape, or glue each food into the correct category.

Meat	Grains	Dairy




Name _____

Date _____

Helper _____


Name That Food

Directions: Place, tape, or glue each food picture below with the correct sentence. Then, color the pictures.




is a dairy drink that comes from a cow.


A



is a meat that goes in a bun.




is a dairy food that tastes good on a pizza.




is a green vegetable that looks like a tree.


An




is a red fruit that "crunches" when you bite it.



are a purple fruit that come in bunches.

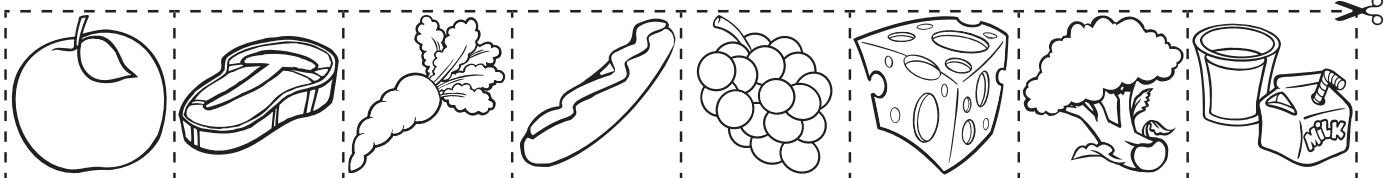


is a meat that comes from a cow.



A

is an orange vegetable that grows in the ground.



Name _____

Date _____

Helper _____

Grocery Store Foods

Directions: Cut out the pictures at the bottom of the page. Decide which foods belong in a grocery store. Then place, tape, or glue those food pictures on your grocery store picture.



Name _____

Date _____

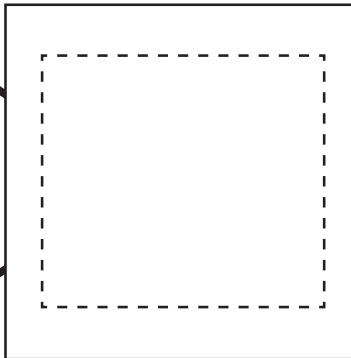
Helper _____

Food Category Web

Directions: Cut out a food picture from page 73 and place, tape, or glue it in the dotted box in the middle of this Food Category Web. Use the Web to talk or write about this food.

**Where does this food
come from?**

**What is the shape/size/color
of this food?**



**What does this food
taste like?**

**What other things are good
to eat with this food?**

Name


Date

Helper

Food Category Matching Game

Directions: Copy the pictures below onto card stock or paste to construction paper (so you can't see the pictures through the backs of the cards). Cut out the food picture cards.

To play: Shuffle cards and place face down. Player One turns over two cards, trying to match two foods that belong to the same food group (*dairy, vegetables, fruits, grains, meats, and sweets*). Player keeps all matches. Play continues in turn until there are no more matches. Player with the most cards is the winner!



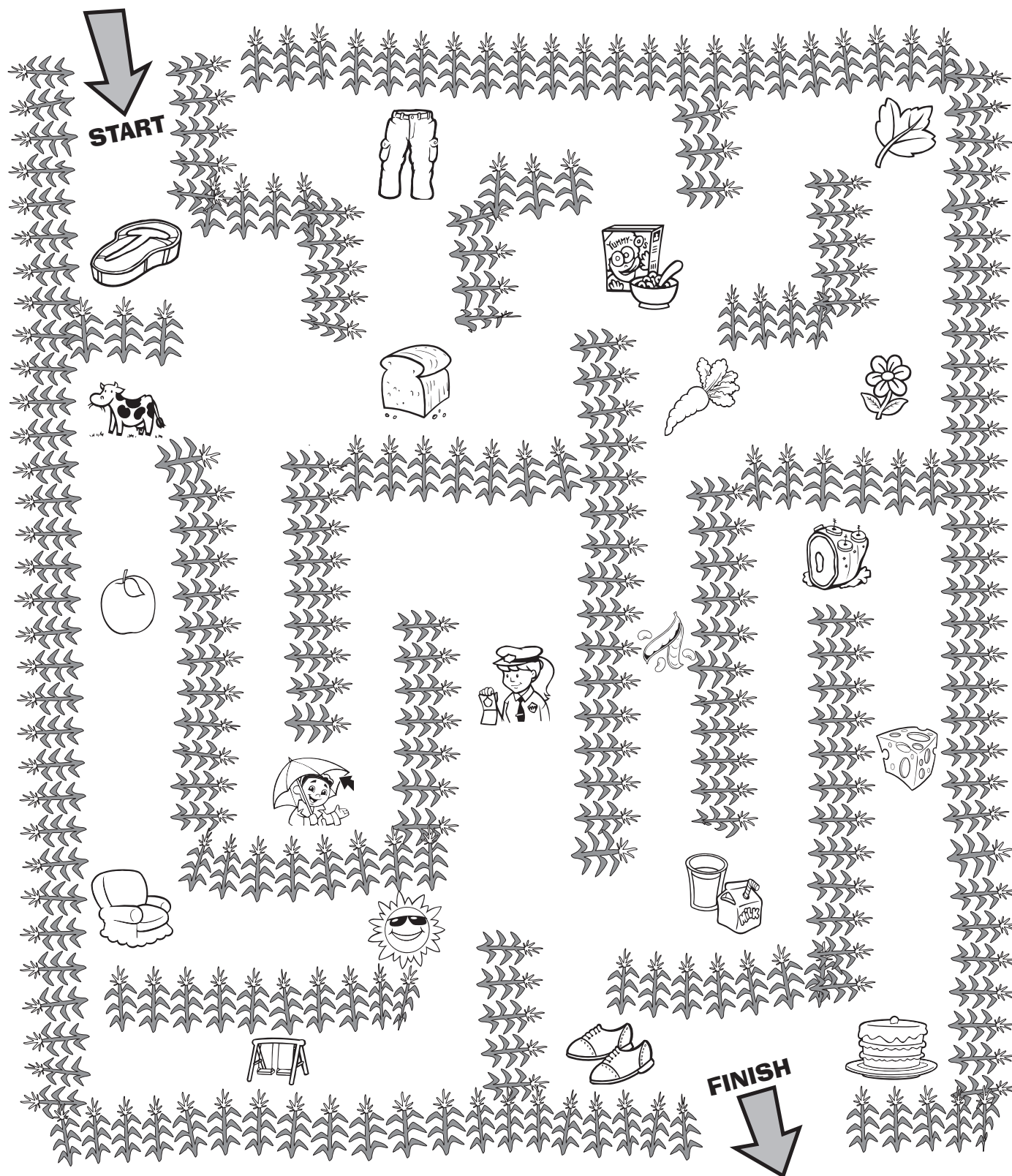
Name _____

Date _____

Helper _____

Food Maze

Directions: Begin at *START* and follow the food pictures through the maze, all the way to *FINISH*. As you pass each food picture, tell what food group it belongs in.









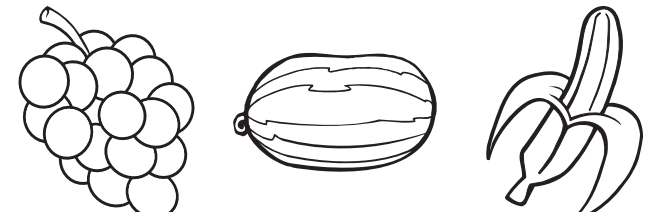

Name _____

Date _____

Helper _____

Which Food Category Is It?

Directions: Cut out the food category words at the bottom of the page. Then, look at the pictures in the boxes. Place, tape, or glue the food category words into the correct food boxes.

 <div style="border: 1px solid black; height: 30px; width: 100%;"></div>	 <div style="border: 1px solid black; height: 30px; width: 100%;"></div>
 <div style="border: 1px solid black; height: 30px; width: 100%;"></div>	 <div style="border: 1px solid black; height: 30px; width: 100%;"></div>
 <div style="border: 1px solid black; height: 30px; width: 100%;"></div>	 <div style="border: 1px solid black; height: 30px; width: 100%;"></div>
 <div style="border: 1px solid black; height: 30px; width: 100%;"></div>	 <div style="border: 1px solid black; height: 30px; width: 100%;"></div>



Fruits	Vegetables	Meats	Dairy
Grains	Sweets	Fruits	Vegetables

Name _____


Date _____

Helper _____

Animals Cut, Sort, and Do

Directions: Cut out the animal pictures below. Then place, tape, or glue each animal in the correct category.

Farm Animals	Zoo/Wild Animals	Sea or Water Animals



Name _____


Date _____

Helper _____

Name That Animal


Directions: Place, tape, or glue each animal picture below with the correct sentence. Then, color the pictures.

A




is a farm animal that has a mane and hooves. People ride it.

A




is an animal that has a shell and moves very slowly.

A




is an animal that has feathers and builds a nest in trees.

A




is a forest animal that lives in caves and hibernates all winter.

A




is a zoo animal that is orange with black stripes.

A




is a zoo animal with black and white stripes and looks like a horse.

A




is a farm animal that has feathers, a beak, and lays eggs.

An



is an ocean animal that has eight legs.



Name _____

Date _____

Helper _____